







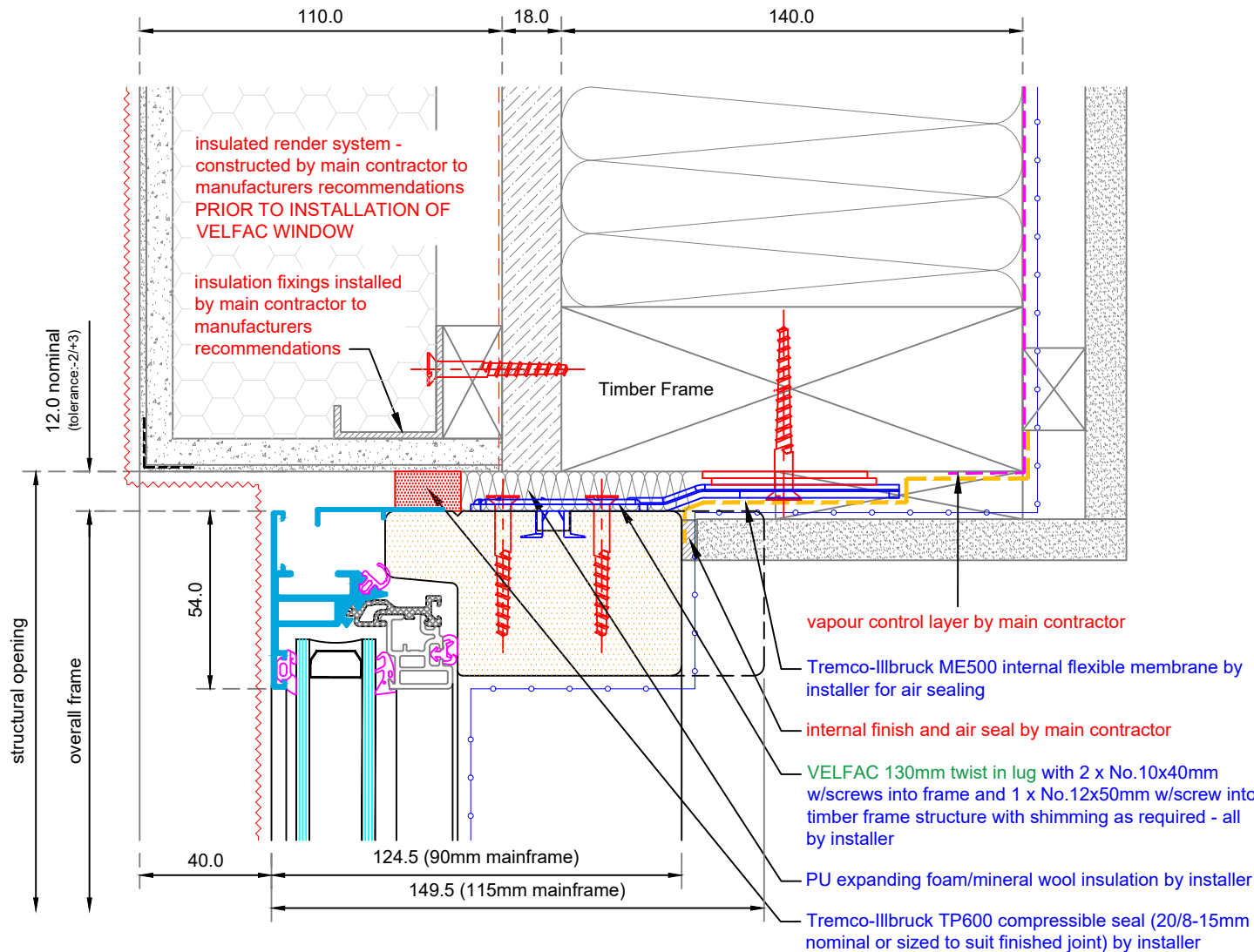
**IMPORTANT NOTE:** When installing VELFAC windows and accessories, please ensure full compliance with national building regulations and British/European standards where necessary. This drawing is for guidance only and both the designer and installer must be satisfied that the principles outlined in this drawing are effectively transposed to suit project requirements and unique site conditions & limitations.

All dimensions are in millimetres where shown. Do not scale.

**NOTES:**

1. Detail assumes that all forms of differential deflection are contained within the structure and not allowed to transmit to the VELFAC system. If differential deflection is expected then please consult with VELFAC for project specific interfaces
2. External weather seal to be either Tremco-illbruck TP600 impregnated joint sealing tape sized to suit finished joint size or ARBOSIL 1090 silicone seal and polyethylene backing rod
3. Fixings and lugs to be installed strictly in accordance with VELFAC installation guidance.
4. Fixing grounds must be able to withstand all loads transmitted from and through the VELFAC system

 primary weather line  
 primary air barrier line



| Rev | Date | By | Description |
|-----|------|----|-------------|
| -   | -    | -  | -           |


**VELFAC Ltd**  
 tel: +44 1223 897100  
 fax: +44 1223 897101  
 email: post@VELFAC.co.uk  
 web: www.VELFAC.co.uk

Title:  
 VELFAC 200i SYSTEM - double glazed  
**TYPICAL HEAD DETAIL**  
 insulated render/timber frame

|                         |                       |
|-------------------------|-----------------------|
| Scale: 1:2 approx. @ A4 | Project no: -         |
| Date: August 2015       | Drawing no: -         |
| Drawn: Studio62         | V.200i.DGU.02.B.H.001 |
| Checked: -              | Revision: -           |

© VELFAC 2015. This drawing must not be copied, reproduced or published in whole or in part for commercial gain without prior written permission of VELFAC

